

# **HOW TO MAKE BIBLIOGRAPHY WITH LATEX**

**EJASA TEAM**

To manage your bibliography and generate the reference list, you have the choice of using a bibtex file or write the content of the the bibliography environment yourself.

The first option is strongly recommended.

However, authors that wish to typeset the reference section manually can find a short list of examples (one per type of publication). In that case, authors should pay particular attention that their bibitem records meet with Natbib's requirements for author-year citations; the correct bibitem command should be formatted as:

- `\bibitem[NameShort(year)NameLong]{citation-label}`

# FIRST...

- Open the document “biblio.bib” in the Template\_ejasa folder.

# TO FIND A PAPER...

Go to Google scholar, and write the **paper's** name that **you want to add in your bibliography**. For example if you want to add **“Non symmetric Correspondence Analysis: A Tool for Analysing Contingency Tables With a Dependence Structure”**:



Non symmetric correspondence analysis A Tc ▾

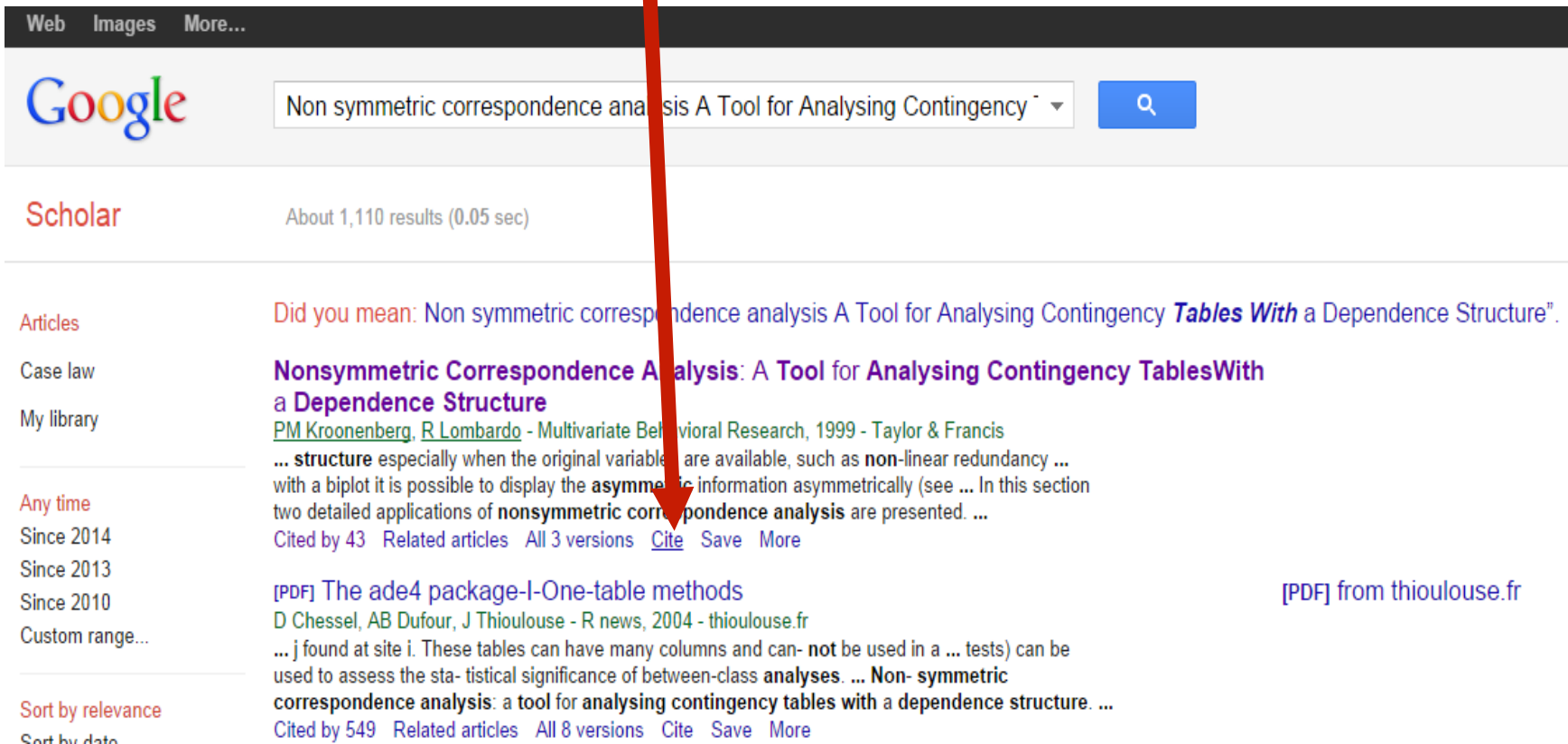


Articles  include patents  Case law

# YOU FOUND IT!

Now you have to look at the menu under the paper.

## Click on "Cite".



Web Images More...

Google

Non symmetric correspondence analysis A Tool for Analysing Contingency

Scholar About 1,110 results (0.05 sec)

Articles **Did you mean:** Non symmetric correspondence analysis A Tool for Analysing Contingency *Tables With* a Dependence Structure".

Case law **Nonsymmetric Correspondence Analysis: A Tool for Analysing Contingency Tables With a Dependence Structure**

My library PM Kroonenberg, R Lombardo - Multivariate Behavioral Research, 1999 - Taylor & Francis

... structure especially when the original variables are available, such as non-linear redundancy ... with a biplot it is possible to display the asymmetric information asymmetrically (see ... In this section two detailed applications of nonsymmetric correspondence analysis are presented. ...

Cited by 43 Related articles All 3 versions [Cite](#) Save More

[PDF] The ade4 package-I-One-table methods [PDF] from thioulouse.fr

D Chessel, AB Dufour, J Thioulouse - R news, 2004 - thioulouse.fr

... j found at site i. These tables can have many columns and can- not be used in a ... tests) can be used to assess the statistical significance of between-class analyses. ... Non-symmetric correspondence analysis: a tool for analysing contingency tables with a dependence structure. ...

Cited by 549 Related articles All 8 versions Cite Save More

Any time

Since 2014

Since 2013

Since 2010

Custom range...

Sort by relevance

Sort by date

# You will have this screen:

x

Cite

Copy and paste a formatted citation or use one of the links to import into a bibliography manager.

MLA Kroonenberg, Pieter M., and Rosaria Lombardo. "Nonsymmetric Correspondence Analysis: A Tool for Analysing Contingency TablesWith a Dependence Structure." *Multivariate Behavioral Research* 34.3 (1999): 367-396.

APA Kroonenberg, P. M., & Lombardo, R. (1999). Nonsymmetric Correspondence Analysis: A Tool for Analysing Contingency TablesWith a Dependence Structure. *Multivariate Behavioral Research*, 34(3), 367-396.

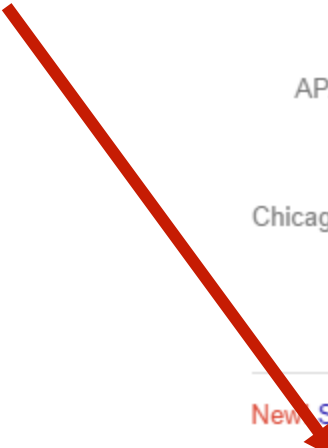
Chicago Kroonenberg, Pieter M., and Rosaria Lombardo. "Nonsymmetric Correspondence Analysis: A Tool for Analysing Contingency TablesWith a Dependence Structure." *Multivariate Behavioral Research* 34, no. 3 (1999): 367-396.

---

[New](#) [Save this article to my Scholar library](#) where I can read or cite it later. [Learn more](#)

[Import into BibTeX](#) [Import into EndNote](#) [Import into RefMan](#) [Import into RefWorks](#)

Remember my bibliography manager and show import links on search result pages.

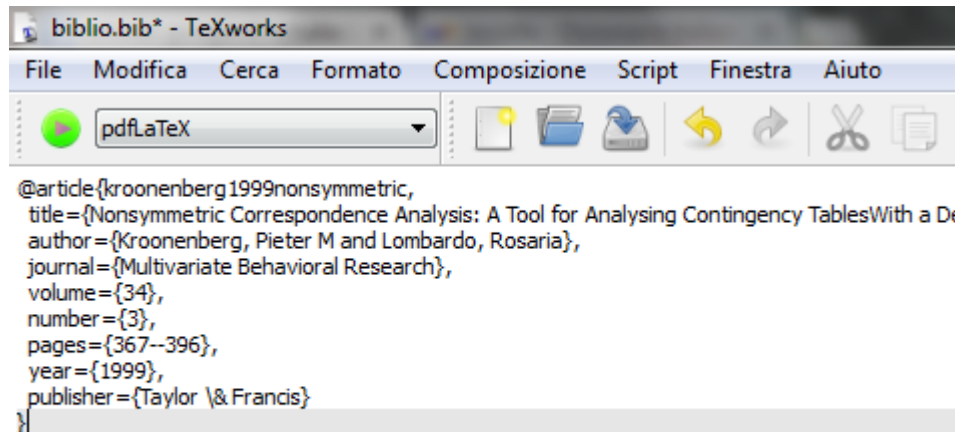


Now click on “Import into BibTeX”

```
@article{kroonenberg1999nonsymmetric,  
  title={Nonsymmetric Correspondence Analysis: A Tool for Analysing Contingency TablesWith a Dependence Structure},  
  author={Kroonenberg, Pieter M and Lombardo, Rosaria},  
  journal={Multivariate Behavioral Research},  
  volume={34},  
  number={3},  
  pages={367--396},  
  year={1999},  
  publisher={Taylor \& Francis}  
}
```



**Copy this text and paste it in “biblio.bib”**

A screenshot of the TeXworks editor window. The title bar reads "biblio.bib\* - TeXworks". The menu bar includes "File", "Modifica", "Cerca", "Formato", "Composizione", "Script", "Finestra", and "Aiuto". The toolbar shows icons for opening a file, saving, undo, redo, cut, and copy. The main text area contains the same BibTeX code as shown in the first block.

```
@article{kroonenberg1999nonsymmetric,  
  title={Nonsymmetric Correspondence Analysis: A Tool for Analysing Contingency TablesWith a D  
  author={Kroonenberg, Pieter M and Lombardo, Rosaria},  
  journal={Multivariate Behavioral Research},  
  volume={34},  
  number={3},  
  pages={367--396},  
  year={1999},  
  publisher={Taylor \& Francis}  
}
```

**After making all your citations, you can close your .bib file.**

# NOW YOU CAN OPEN YOUR LATEX PAPER...

At the end of your paper, you have to write  
on your LaTeX work:

```
\bibliographystyle{apalike}
```

```
\bibliography{THE NAME OF YOUR BIBLIOGRAPHY FILE  
WITHOUT .bib}
```

```
\bibliographystyle{apalike}
```

```
\bibliography{biblio}
```



# HOW TO MAKE CITATIONS

It's enough writing

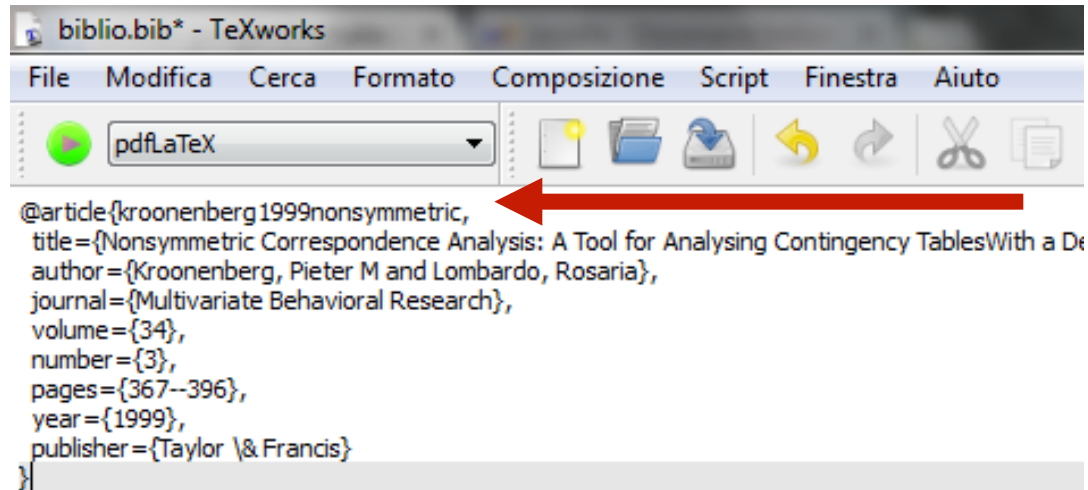
`\cite{kroonenberg1999nonsymmetric}`

in your LaTeX text. The text the `{ }` is the keyword of the paper in your bibliography.

For example:

```
the scale parameter is derived using expectation  
function. Confidence intervals are constructed  
tolerance interval for lifetime of the system  
\cite{kroonenberg1999nonsymmetric} the scale  
confidence interval using simulation experimen
```

As you can see, inside the { } there's the keyword that you can find at the beginning in the imported bibTeX citation.



# TEMPLATE CITATIONS

In this way you can make right citations:

- `\citet{keyword}`, if you want to make parenthetical citation

```
\citep{kroonenberg1999nonsymmetric}
```



(Kroonenberg and Lombardo, 1999)

# TEMPLATE CITATIONS

- `\citet{keyword}`, if you want to make textual citation, where only publication year is in parenthesis.

```
\citet{kroonenberg1999nonsymmetric}
```



Kroonenberg and Lombardo (1999)

# TEMPLATE CITATIONS

- `\citealp{keyword}` or `\citealt{keyword}`, for parenthetical and textual citation without parenthesis.

```
\citealp{kroonenberg1999nonsymmetric}
```



Kroonenberg and Lombardo, 1999

# TEMPLATE CITATIONS

- `\citeauthor{keyword}`, for the author without year.

```
\citeauthor{kroonenberg1999nonsymmetric}
```



Kroonenberg and Lombardo

# TEMPLATE CITATIONS

- `\citeyear{keyword}`, for the year without author.

```
\citeyear{kroonenberg1999nonsymmetric}
```



1999